

Example 43

Conditions

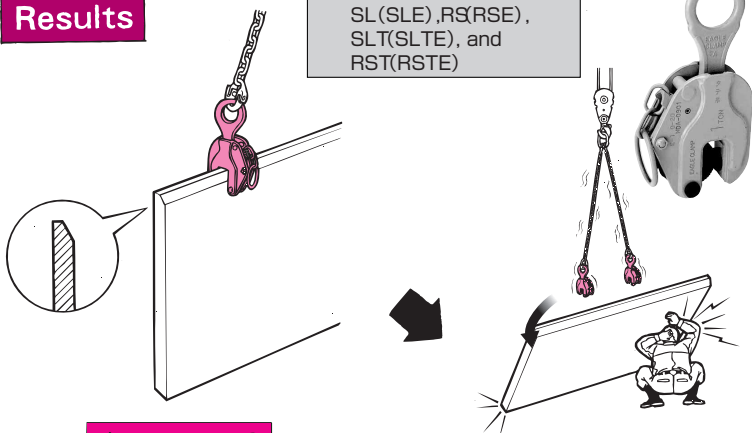
When a tapered surface near the edge of an object to be lifted was lifted, using two vertical clamps, the clamps came off and the object being lifted fell.

Results


Similar applicable models

SL (SLE), RS (RSE),
SLT (SLTE), and
RST (RSTE)

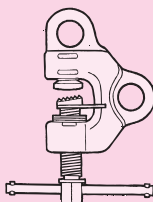
Model : E



⚠ WARNING



Model SBB ·
Model SBBE



Model SBT



**PROHIBITED
ACTION**

Do not use clamps on objects that have a taper or slope of 10° or more.

Use SBB (SBBE) model clamps and attach the cables or chains to their front holes to lift tapered objects that have a slope of 5° or less. Or, use Model SBT special screw clamps.

Do not use clamps on tapered objects that have a slope of 10° or more in the clamping area.